

The *MATHEMATICA*[®] Virtual Font Package

MATHEMATICA[®] fonts for L^AT_EX 2_ε

1.0 Release

Jens-Peer Kuska

26 September 1997

1 Introduction

MATHEMATICA[®] comes with a full set of mathematical fonts in PostScript format. These fonts can be used to typeset mathematical texts together with the standard PostScript font, Times-Roman. To use the fonts together with T_EX and the macro package L^AT_EX 2_ε [2], more than just the plain PostScript Type1 fonts are needed. T_EX must be informed about the dimensions of the characters and, for typesetting mathematics, T_EX needs the information on how to change the sizes of the operators and delimiters coded in the fonts [3].

T_EX provides the virtual font mechanism to borrow characters from certain fonts and to assemble new ones. *MATHEMATICA*[®] has introduced some new symbols like $i = \sqrt{-1}$ and e for the base of the natural logarithm and the mathematical alphabets *DoubleStruck*, *Gothic* and *Script* with lower case letters. Similar mathematical alphabets can be found in the font sets of the American Mathematical Society. The virtual fonts `zw*.vf`, `zw*.tfm` and the style file `mmasym.sty` replace the standard computer modern fonts with the Times-Roman family for normal text, Helvetica family for sansserif text, and the Courier family for monotype text. The four mathematical fonts for operators, letters, symbols and extensible symbols are replaced by the virtual fonts of the `zwa` family. The first 128 characters of the new fonts conform to the standard T_EX encoding for mathematical fonts. Some of the slots with higher character codes are used for the new symbols. The main part of `mmasym.sty` deals with the setup of the new symbols.

The virtual fonts were created with Alan Jeffrey's `fontinst` package [1].

2 Files and Installation

To use the fonts an DVI-driver that understands virtual fonts like `dvips` is needed. The new fonts all start with the `zw` letters. The combination with Times is indicated by the letter `a`, the mono spaced fonts by the letter `c`. A single character follows for the kind of font and the next character refers to the weight of the font.

zwa	r	m	OT1	medium weight operator
zwa	m	m	OML	medium weight math italic
zwa	y	m	OMS	medium weight symbol
zwa	v	m	OMX	medium weight math extensions
zwc	r	m	OT1	Courier medium weight operator
zwc	m	m	OML	Courier medium weight math italic
zwc	y	m	OMS	Courier medium weight symbol
zwc	v	m	OMX	Courier medium weight math extensions
zwa	r	b	OT1	bold operator
zwa	m	b	OML	bold math italic
zwa	y	b	OMS	bold symbol
zwa	v	b	OMX	bold math extensions
zwc	r	b	OT1	Courier bold operator
zwc	m	b	OML	Courier bold math italic
zwc	y	b	OMS	Courier bold symbol
zwc	v	b	OMX	Courier bold math extensions
zws		m	U	keyboard and text symbols

\TeX needs the font metric files (*.tfm), the virtual fonts (*.vf) and the native font metric files from the *MATHEMATICA*[®] fonts (i.e. Math1.tfm, Math2.tfm, ...). $\text{\LaTeX 2}_{\mathcal{E}}$ needs the font definition files OT1zw*r.fd, OMLzw*m.fd, OMSzw*y.fd and OMXzw*v.fd to access the fonts. Additionally, the font definitions for the Times-Roman (OT1ptm.fd), Helvetica (OT1phv.fd) and Courier fonts (OT1pcr.fd) are needed for the style file mmasym.sty. The last three files comes usual with the $\text{\LaTeX 2}_{\mathcal{E}}$ packages in the psnfss directory.

A DVI driver creating PostScript output must be informed to download the Type 1 *MATHEMATICA*[®] fonts. For dvips this is done by adding the map file mma.map

```

Math1           Math1           <Math1.pfa
Math1-Bold      Math1-Bold      <Math1-Bold.pfa
Math2           Math2           <Math2.pfa
Math2-Bold      Math2-Bold      <Math2-Bold.pfa
Math3           Math3           <Math3.pfa
Math3-Bold      Math3-Bold      <Math3-Bold.pfa
Math4           Math4           <Math4.pfa
Math4-Bold      Math4-Bold      <Math4-Bold.pfa
Math5           Math5           <Math5.pfa
Math5-Bold      Math5-Bold      <Math5-Bold.pfa
Math1Mono       Math1Mono       <Math1Mono.pfa
Math1Mono-Bold  Math1Mono-Bold  <Math1Mono-Bold.pfa
Math2Mono       Math2Mono       <Math2Mono.pfa
Math2Mono-Bold  Math2Mono-Bold  <Math2Mono-Bold.pfa
Math3Mono       Math3Mono       <Math3Mono.pfa
Math3Mono-Bold  Math3Mono-Bold  <Math3Mono-Bold.pfa
Math4Mono       Math4Mono       <Math4Mono.pfa
Math4Mono-Bold  Math4Mono-Bold  <Math4Mono-Bold.pfa

```

```
Math5Mono      Math5Mono <Math5Mono.pfa
Math5Mono-Bold Math5Mono-Bold <Math5Mono-Bold.pfa
```

to the `config.ps` file with

```
p+ mma.map
```

Additionally the environment variables of `dvips` must be updated to append the directory with the fonts.

Important Note: This map file includes the *MATHEMATICA*[®] fonts into your PostScript output and these fonts can be extracted from the resulting PostScript file. If the PostScript file is sent to people without a *MATHEMATICA*[®] license, Wolfram Research, Inc., will probably interpret this as a violation of its copyright.

One way to avoid this problem is to make the fonts available to your resident PostScript interpreter (Your PostScript interpreter might be your copy of GhostScript, your PostScript printer, or some other PostScript rasterizing system.) and then to not include the fonts into your PostScript file. The file would then contain only references to the appropriate *MATHEMATICA*[®] fonts instead of the fonts themselves.

Once the fonts are available to your PostScript interpreter, you need not include them into your PostScript file, and you can freely distribute your PostScript file. Only the people who already have the *MATHEMATICA*[®] fonts will be able to correctly view your PostScript file. This behavior can be achieved with the following revised mapping file.

```
Math1      Math1
Math1-Bold Math1-Bold
Math2      Math2
Math2-Bold Math2-Bold
Math3      Math3
Math3-Bold Math3-Bold
Math4      Math4
Math4-Bold Math4-Bold
Math5      Math5
Math5-Bold Math5-Bold
Math1Mono  Math1Mono
Math1Mono-Bold Math1Mono-Bold
Math2Mono  Math2Mono
Math2Mono-Bold Math2Mono-Bold
Math3Mono  Math3Mono
Math3Mono-Bold Math3Mono-Bold
Math4Mono  Math4Mono
Math4Mono-Bold Math4Mono-Bold
Math5Mono  Math5Mono
Math5Mono-Bold Math5Mono-Bold
```

If the *MATHEMATICA*[®] fonts aren't available to your PostScript interpreter, `dvips` must find the fonts for inclusion and the environment variable `DVIPSHEADERS` must include the *MATHEMATICA*[®] font directory that contains the Type 1 fonts.

To setup the fonts for GhostScript two things must be done. At first add the PostScript fonts to the `fontmap` file in the GhostScript directory. This is done simply by appending the lines:

```
/Math1-Bold      (Math1-Bold.pfa);
/Math1           (Math1.pfa);
/Math1Mono-Bold  (Math1Mono-Bold.pfa);
/Math1Mono       (Math1Mono.pfa);
/Math2-Bold      (Math2-Bold.pfa);
/Math2           (Math2.pfa);
/Math2Mono-Bold  (Math2Mono-Bold.pfa);
/Math2Mono       (Math2Mono.pfa);
/Math3-Bold      (Math3-Bold.pfa);
/Math3           (Math3.pfa);
/Math3Mono-Bold  (Math3Mono-Bold.pfa);
/Math3Mono       (Math3Mono.pfa);
/Math4-Bold      (Math4-Bold.pfa);
/Math4           (Math4.pfa);
/Math4Mono-Bold  (Math4Mono-Bold.pfa);
/Math4Mono       (Math4Mono.pfa);
/Math5-Bold      (Math5-Bold.pfa);
/Math5           (Math5.pfa);
/Math5Mono-Bold  (Math5Mono-Bold.pfa);
/Math5Mono       (Math5Mono.pfa);
```

to the font map. The second step is to tell GhostScript where the fonts can be found. This is typically done by setting/appending the directory with the *MATHEMATICA*® fonts (typical `/usr/local/mathematica/SystemFiles/Fonts/Type1`) to the `GS_LIB` environment variable in Your login shell script.

All the stuff comes in an archive file `mmafnt.zip` with a TDS conform structure. Change to the directory where the `texmf` directory resides and unzip it with the full directory information. Modify the `config.ps` file and the `DVIPSHEADERS` environment variable and this document should compile with $\text{\LaTeX 2}_{\epsilon}$.

To use the package with your own files add the line

```
\usepackage{mmasym}
```

to the preamble of your $\text{\LaTeX 2}_{\epsilon}$ document.

3 Typesetting *MATHEMATICA*® Notebooks

Apart from the production of bitmap free \TeX output You may use mono spaced mathematical fonts. This is of limited interest in usual mathematical texts but needed for typesetting the `In[]` and `Out[]` cells of *MATHEMATICA*® notebooks. For that propose `mmasym.sty` introduce two new mathematic styles. The `mmasym.sty` package has an option `monospacemath`. If the package is loaded with:

The Dirac equation for a free particle:

$$i\hbar \frac{\partial \psi}{\partial t} = \hat{H}_f \psi = \left(\mathbf{c} \hat{\alpha} \hat{p} + m_0 \mathbf{c}^2 \hat{\beta} \right) \psi$$

The integral representation of Bessel function $J_\nu(z)$:

$$J_\nu(z) = \frac{1}{\pi} \int_0^\pi \cos(z \sin(\theta) - \nu \theta) d\theta - \frac{\sin(\nu\pi)}{\pi} \int_0^\infty e^{z \sinh t - \nu t} dt \quad (|\arg z| < \frac{1}{2}\pi)$$

The expansion of Coulomb wave functions in terms of Bessel-Clifford functions:

$$F_L(\eta, \varrho) = C_L(\eta) \frac{(2L+1)!}{(2\eta)^{2L+1}} \varrho^{-L} \sum_{k=2L+1}^{\infty} b_k t^{k/2} I_k(2\sqrt{t})$$

with $b_{2L+1} = 1$, $b_{2L+2} = 0$ and $4\eta^2 (k-2L) b_{k+1} + k b_{k-1} + b_{k-2} = 0$.

A radical identity:

$$\sqrt{\frac{1}{2}} \cdot \sqrt{\frac{1}{2} + \frac{1}{2} \sqrt{\frac{1}{2}}} \cdot \sqrt{\frac{1}{2} + \frac{1}{2} \sqrt{\frac{1}{2} + \frac{1}{2} \sqrt{\frac{1}{2}}}} \cdots = \frac{2}{\pi}$$

Figure 1: The normal mathematics style

```
\usepackage[monospacemath]{mmasym}
```

the monospaced fonts will be present and two new mathversions are defined. For medium weight mono spaced output the math-style `mono` is introduced and for bold mono spaced mathematics the `monobold`. By default the mono spaced fonts will not be loaded.

Like the `\boldmath` or `\mathversion{bold}` the command `\monomath` or `\mathversion{mono}` and `\monoboldmath` or `\mathversion{monobold}` will switch to the new styles. Remember that the switch must be outside of a mathematical formula. Typesetting notebooks will need much more macros than `mmasym.sty` introduces. Here are a few examples of the different styles.

One difference between the mono spaced output and the fonts used for “The *MATHEMATICA* Book” is that the variables typesetted in italic. This is the correct behavior for mathematics but it looks strange for constructs like

$$Expand[(x^2 + 1)^{100}]$$

I recommend definitions like

The Dirac equation for a free particle:

$$i\hbar \frac{\partial \psi}{\partial t} = \hat{H}_f \psi = \left(c \hat{\alpha} \hat{p} + m_0 c^2 \hat{\beta} \right) \psi$$

The integral representation of Bessel function $J_\nu(z)$:

$$J_\nu(z) = \frac{1}{\pi} \int_0^\pi \cos(z \sin(\theta) - \nu \theta) d\theta - \frac{\sin(\nu\pi)}{\pi} \int_0^\infty e^{z \sinh t - \nu t} dt \quad (|\arg z| < \frac{1}{2}\pi)$$

The expansion of Coulomb wave functions in terms of Bessel-Clifford functions:

$$F_L(\eta, \varrho) = C_L(\eta) \frac{(2L+1)!}{(2\eta)^{2L+1}} \varrho^{-L} \sum_{k=2L+1}^{\infty} b_k t^{k/2} I_k(2\sqrt{t})$$

with $b_{2L+1} = 1$, $b_{2L+2} = 0$ and $4\eta^2 (k - 2L) b_{k+1} + k b_{k-1} + b_{k-2} = 0$.
A radical identity:

$$\sqrt{\frac{1}{2}} \cdot \sqrt{\frac{1}{2} + \frac{1}{2}} \sqrt{\frac{1}{2}} \cdot \sqrt{\frac{1}{2} + \frac{1}{2}} \sqrt{\frac{1}{2} + \frac{1}{2}} \sqrt{\frac{1}{2}} \dots = \frac{2}{\pi}$$

Figure 2: The bold mathematics style

The Dirac equation for a free particle:

$$\mathfrak{i} \hbar \frac{\partial \psi}{\partial t} = \hat{H}_f \psi = \left(\mathfrak{c} \hat{\alpha} \hat{\mathbf{p}} + m_0 \mathfrak{c}^2 \hat{\beta} \right) \psi$$

The integral representation of Bessel function $J_\nu(z)$:

$$J_\nu(z) = \frac{1}{\pi} \int_0^\pi \cos(z \sin(\theta) - \nu \theta) d\theta \\ - \frac{\sin(\nu \pi)}{\pi} \int_0^\infty e^{z \sinh t - \nu t} dt \quad (|\arg z| < \frac{1}{2}\pi)$$

The expansion of Coulomb wave functions in terms of Bessel-Clifford functions:

$$F_L(\eta, \varrho) = C_L(\eta) \frac{(2L+1)!}{(2\eta)^{2L+1}} \varrho^{-L} \sum_{k=2L+1}^{\infty} b_k t^{k/2} I_k(2\sqrt{t})$$

with $b_{2L+1} = 1$, $b_{2L+2} = 0$ and $4\eta^2 (k - 2L) b_{k+1} + k b_{k-1} + b_{k-2} = 0$.

A radical identity:

$$\sqrt{\frac{1}{2}} \cdot \sqrt{\frac{1}{2} + \frac{1}{2} \sqrt{\frac{1}{2}}} \cdot \sqrt{\frac{1}{2} + \frac{1}{2} \sqrt{\frac{1}{2} + \frac{1}{2} \sqrt{\frac{1}{2}}}} \cdots = \frac{2}{\pi}$$

Figure 3: The mono mathematics style

The Dirac equation for a free particle:

$$\mathbf{i}\hbar \frac{\partial \psi}{\partial t} = \hat{H}_f \psi = \left(c \hat{\alpha} \hat{p} + m_0 c^2 \hat{\beta} \right) \psi$$

The integral representation of Bessel function $J_\nu(z)$:

$$J_\nu(z) = \frac{1}{\pi} \int_0^\pi \cos(z \sin(\theta) - \nu \theta) d\theta - \frac{\sin(\nu\pi)}{\pi} \int_0^\infty e^{z \sinh t - \nu t} dt \quad (|\arg z| < \frac{1}{2}\pi)$$

The expansion of Coulomb wave functions in terms of Bessel-Clifford functions:

$$F_L(\eta, \varrho) = C_L(\eta) \frac{(2L+1)!}{(2\eta)^{2L+1}} e^{-L} \sum_{k=2L+1}^{\infty} b_k t^{k/2} I_k(2\sqrt{t})$$

with $b_{2L+1} = 1$, $b_{2L+2} = 0$ and $4\eta^2 (k - 2L) b_{k+1} + k b_{k-1} + b_{k-2} = 0$.
A radical identity:

$$\sqrt{\frac{1}{2}} \cdot \sqrt{\frac{1}{2} + \frac{1}{2}} \sqrt{\frac{1}{2}} \cdot \sqrt{\frac{1}{2} + \frac{1}{2}} \sqrt{\frac{1}{2} + \frac{1}{2}} \sqrt{\frac{1}{2}} \cdots = \frac{2}{\pi}$$

Figure 4: The mono bold mathematics style

```
\newcommand{\Expand}{\{\mathop{\mathrm{Expand}}\}}
```

to get

```
Expand[(x^2 + 1)^100].
```

4 Symbol Names

The *MATHEMATICA* names, in most cases, are too long. The $\mathrm{T}_{\mathrm{E}}\mathrm{X}$ command for a symbol is the name of the corresponding AMS font symbol if it exists, otherwise a *MATHEMATICA* alias or name is used. Negated relations start always with the letter *n* and the $\mathrm{T}_{\mathrm{E}}\mathrm{X}$, AMS- $\mathrm{T}_{\mathrm{E}}\mathrm{X}$ name follows. Even if it not explicit listed in the following tables, an alias due to the *MATHEMATICA* naming convention may exist.

For the additional alphabets the full *MATHEMATICA* name, the aliases of the frontend, the AMS font switching mechanism using `\mathcal{}` for script, `\mathfrak{}` for *MATHEMATICA*'s gothic, and `\mathbb{}` for double struck characters, are all working. For single letters I recommend the alias of the frontend because the macros for character replacement in the `\mathcal{}`, `\mathbb{}` and `\mathfrak{}` commands are a bit time consuming.

References

- [1] Michel Gossens, Sebastian Rahtz, Frank Mittlebach, *The $\mathrm{E}_{\mathrm{T}}\mathrm{X}$ Graphics Companion*, Addison-Wesley, 1997
- [2] Michel Gossens, Frank Mittlebach, Alexander Samarin, *The $\mathrm{E}_{\mathrm{T}}\mathrm{X}$ Companion*, Addison-Wesley, 1994
- [3] Donald E. Knuth, *The $\mathrm{T}_{\mathrm{E}}\mathrm{X}$ book*, Addison-Wesley, 1984

A Character Tables

The following tables give the reference of the defined characters and symbols when the `mmasym.sty` package is used.

Table 1: Additional Characters

Name	Alias	normal	bold
<code>\ee</code>	<code>\Exponetiale</code>	e	\boldsymbol{e}
<code>\ii</code>	<code>\ComplexI</code>	i	\boldsymbol{i}
<code>\jj</code>	<code>\ComplexJ</code>	j	\boldsymbol{j}
<code>\dd</code>	<code>\DifferentialD</code>	d	\boldsymbol{d}
<code>\DD</code>	<code>\CapitalDifferentialD</code>	D	\boldsymbol{D}
<code>\DoublePi</code>		π	$\boldsymbol{\pi}$
<code>\EulerGamma</code>		γ	$\boldsymbol{\gamma}$
<code>\ScriptDotlessI</code>		\imath	$\boldsymbol{\imath}$
<code>\ScriptDotlessJ</code>		\jmath	\boldsymbol{j}
<code>\HBar</code>	<code>\hbar</code>	\hbar	$\boldsymbol{\hbar}$
<code>\Mho</code>		Ω	$\boldsymbol{\Omega}$
<code>\lambdaslash</code>		λ	$\boldsymbol{\lambda}$
<code>\Angstroem</code>		\AA	$\boldsymbol{\text{\AA}}$
<code>\beth</code>		\beth	$\boldsymbol{\beth}$
<code>\daleth</code>		\daleth	$\boldsymbol{\daleth}$
<code>\gimel</code>		\gimel	$\boldsymbol{\gimel}$
<code>\Digamma</code>		$\text{\textsf{F}}$	$\boldsymbol{\text{\textsf{F}}}$
<code>\Stigma</code>		ς	$\boldsymbol{\varsigma}$
<code>\Koppa</code>		$\text{\textsf{Q}}$	$\boldsymbol{\text{\textsf{Q}}}$
<code>\Sampi</code>		$\text{\textsf{D}}$	$\boldsymbol{\text{\textsf{D}}}$
<code>\digamma</code>		f	\boldsymbol{f}
<code>\stigma</code>		ς	$\boldsymbol{\varsigma}$
<code>\koppa</code>		$\text{\textsf{Q}}$	$\boldsymbol{\text{\textsf{Q}}}$
<code>\sampi</code>		$\text{\textsf{D}}$	$\boldsymbol{\text{\textsf{D}}}$
<code>\varkappa</code>		\varkappa	$\boldsymbol{\varkappa}$
<code>\Euler</code>	<code>\euler</code>	\mathcal{E}	$\boldsymbol{\mathcal{E}}$
<code>\Micro</code>		μ	$\boldsymbol{\mu}$

Table 2: Script Characters, the `\mathcal` can be used to get several *Script* characters.

<code>\ScriptCapitalA</code>	<code>\scA</code>	\mathcal{A}	<code>\ScriptA</code>	<code>\sca</code>	a
<code>\ScriptCapitalB</code>	<code>\scB</code>	\mathcal{B}	<code>\ScriptB</code>	<code>\scb</code>	b
<code>\ScriptCapitalC</code>	<code>\scC</code>	\mathcal{C}	<code>\ScriptC</code>	<code>\scC</code>	c
<code>\ScriptCapitalD</code>	<code>\scD</code>	\mathcal{D}	<code>\ScriptD</code>	<code>\scd</code>	d
<code>\ScriptCapitalE</code>	<code>\scE</code>	\mathcal{E}	<code>\ScriptE</code>	<code>\sce</code>	e
<code>\ScriptCapitalF</code>	<code>\scF</code>	\mathcal{F}	<code>\ScriptF</code>	<code>\scf</code>	f
<code>\ScriptCapitalG</code>	<code>\scG</code>	\mathcal{G}	<code>\ScriptG</code>	<code>\scg</code>	g
<code>\ScriptCapitalH</code>	<code>\scH</code>	\mathcal{H}	<code>\ScriptH</code>	<code>\sch</code>	h
<code>\ScriptCapitalI</code>	<code>\scI</code>	\mathcal{I}	<code>\ScriptI</code>	<code>\sci</code>	i
<code>\ScriptCapitalJ</code>	<code>\scJ</code>	\mathcal{J}	<code>\ScriptJ</code>	<code>\scj</code>	j
<code>\ScriptCapitalK</code>	<code>\scK</code>	\mathcal{K}	<code>\ScriptK</code>	<code>\sck</code>	k
<code>\ScriptCapitalL</code>	<code>\scL</code>	\mathcal{L}	<code>\ScriptL</code>	<code>\scl</code>	l
<code>\ScriptCapitalM</code>	<code>\scM</code>	\mathcal{M}	<code>\ScriptM</code>	<code>\scm</code>	m
<code>\ScriptCapitalN</code>	<code>\scN</code>	\mathcal{N}	<code>\ScriptN</code>	<code>\scn</code>	n
<code>\ScriptCapitalO</code>	<code>\scO</code>	\mathcal{O}	<code>\ScriptO</code>	<code>\sco</code>	o
<code>\ScriptCapitalP</code>	<code>\scP</code>	\mathcal{P}	<code>\ScriptP</code>	<code>\scp</code>	p
<code>\ScriptCapitalQ</code>	<code>\scQ</code>	\mathcal{Q}	<code>\ScriptQ</code>	<code>\scq</code>	q
<code>\ScriptCapitalR</code>	<code>\scR</code>	\mathcal{R}	<code>\ScriptR</code>	<code>\scr</code>	r
<code>\ScriptCapitalS</code>	<code>\scS</code>	\mathcal{S}	<code>\ScriptS</code>	<code>\scs</code>	s
<code>\ScriptCapitalT</code>	<code>\scT</code>	\mathcal{T}	<code>\ScriptT</code>	<code>\sct</code>	t
<code>\ScriptCapitalU</code>	<code>\scU</code>	\mathcal{U}	<code>\ScriptU</code>	<code>\scu</code>	u
<code>\ScriptCapitalV</code>	<code>\scV</code>	\mathcal{V}	<code>\ScriptV</code>	<code>\scv</code>	v
<code>\ScriptCapitalW</code>	<code>\scW</code>	\mathcal{W}	<code>\ScriptW</code>	<code>\scw</code>	w
<code>\ScriptCapitalX</code>	<code>\scX</code>	\mathcal{X}	<code>\ScriptX</code>	<code>\scx</code>	x
<code>\ScriptCapitalY</code>	<code>\scY</code>	\mathcal{Y}	<code>\ScriptY</code>	<code>\scy</code>	y
<code>\ScriptCapitalZ</code>	<code>\scZ</code>	\mathcal{Z}	<code>\ScriptZ</code>	<code>\scz</code>	z

Table 3: Double Struck Characters, the `\mathbb` can be used to get several `\DoubleStruck` characters.

<code>\DoubleStruckCapitalA</code>	<code>\dsA</code>	A	<code>\DoubleStruckA</code>	<code>\dsa</code>	a
<code>\DoubleStruckCapitalB</code>	<code>\dsB</code>	B	<code>\DoubleStruckB</code>	<code>\dsb</code>	b
<code>\DoubleStruckCapitalC</code>	<code>\dsC</code>	C	<code>\DoubleStruckC</code>	<code>\dsc</code>	c
<code>\DoubleStruckCapitalD</code>	<code>\dsD</code>	D	<code>\DoubleStruckD</code>	<code>\dsd</code>	d
<code>\DoubleStruckCapitalE</code>	<code>\dsE</code>	E	<code>\DoubleStruckE</code>	<code>\dse</code>	e
<code>\DoubleStruckCapitalF</code>	<code>\dsF</code>	F	<code>\DoubleStruckF</code>	<code>\dsf</code>	f
<code>\DoubleStruckCapitalG</code>	<code>\dsG</code>	G	<code>\DoubleStruckG</code>	<code>\dsg</code>	g
<code>\DoubleStruckCapitalH</code>	<code>\dsH</code>	H	<code>\DoubleStruckH</code>	<code>\dsh</code>	h
<code>\DoubleStruckCapitalI</code>	<code>\dsI</code>	I	<code>\DoubleStruckI</code>	<code>\dsi</code>	i
<code>\DoubleStruckCapitalJ</code>	<code>\dsJ</code>	J	<code>\DoubleStruckJ</code>	<code>\dsj</code>	j
<code>\DoubleStruckCapitalK</code>	<code>\dsK</code>	K	<code>\DoubleStruckK</code>	<code>\dsk</code>	k
<code>\DoubleStruckCapitalL</code>	<code>\dsL</code>	L	<code>\DoubleStruckL</code>	<code>\dsl</code>	l
<code>\DoubleStruckCapitalM</code>	<code>\dsM</code>	M	<code>\DoubleStruckM</code>	<code>\dsm</code>	m
<code>\DoubleStruckCapitalN</code>	<code>\dsN</code>	N	<code>\DoubleStruckN</code>	<code>\dsn</code>	n
<code>\DoubleStruckCapitalO</code>	<code>\dsO</code>	O	<code>\DoubleStruckO</code>	<code>\dso</code>	o
<code>\DoubleStruckCapitalP</code>	<code>\dsP</code>	P	<code>\DoubleStruckP</code>	<code>\dsp</code>	p
<code>\DoubleStruckCapitalQ</code>	<code>\dsQ</code>	Q	<code>\DoubleStruckQ</code>	<code>\dsq</code>	q
<code>\DoubleStruckCapitalR</code>	<code>\dsR</code>	R	<code>\DoubleStruckR</code>	<code>\dsr</code>	r
<code>\DoubleStruckCapitalS</code>	<code>\dsS</code>	S	<code>\DoubleStruckS</code>	<code>\dss</code>	s
<code>\DoubleStruckCapitalT</code>	<code>\dsT</code>	T	<code>\DoubleStruckT</code>	<code>\dst</code>	t
<code>\DoubleStruckCapitalU</code>	<code>\dsU</code>	U	<code>\DoubleStruckU</code>	<code>\dsu</code>	u
<code>\DoubleStruckCapitalV</code>	<code>\dsV</code>	V	<code>\DoubleStruckV</code>	<code>\dsv</code>	v
<code>\DoubleStruckCapitalW</code>	<code>\dsW</code>	W	<code>\DoubleStruckW</code>	<code>\dsw</code>	w
<code>\DoubleStruckCapitalX</code>	<code>\dsX</code>	X	<code>\DoubleStruckX</code>	<code>\dsx</code>	x
<code>\DoubleStruckCapitalY</code>	<code>\dsY</code>	Y	<code>\DoubleStruckY</code>	<code>\dsy</code>	y
<code>\DoubleStruckCapitalZ</code>	<code>\dsZ</code>	Z	<code>\DoubleStruckZ</code>	<code>\dsz</code>	z

Table 4: Gothic Characters, the `\mathfrak` can be used to get Gothic characters.

<code>\GothicCapitalA</code>	<code>\goA</code>	A	A	<code>\GothicA</code>	<code>\goa</code>	a	a
<code>\GothicCapitalB</code>	<code>\goB</code>	B	B	<code>\GothicB</code>	<code>\gob</code>	b	b
<code>\GothicCapitalC</code>	<code>\goC</code>	C	C	<code>\GothicC</code>	<code>\goc</code>	c	c
<code>\GothicCapitalD</code>	<code>\goD</code>	D	D	<code>\GothicD</code>	<code>\god</code>	d	d
<code>\GothicCapitalE</code>	<code>\goE</code>	E	E	<code>\GothicE</code>	<code>\goe</code>	e	e
<code>\GothicCapitalF</code>	<code>\goF</code>	F	F	<code>\GothicF</code>	<code>\gof</code>	f	f
<code>\GothicCapitalG</code>	<code>\goG</code>	G	G	<code>\GothicG</code>	<code>\gog</code>	g	g
<code>\GothicCapitalH</code>	<code>\goH</code>	H	H	<code>\GothicH</code>	<code>\goh</code>	h	h
<code>\GothicCapitalI</code>	<code>\goI</code>	I	I	<code>\GothicI</code>	<code>\goi</code>	i	i
<code>\GothicCapitalJ</code>	<code>\goJ</code>	J	J	<code>\GothicJ</code>	<code>\goj</code>	j	j
<code>\GothicCapitalK</code>	<code>\goK</code>	K	K	<code>\GothicK</code>	<code>\gok</code>	k	k
<code>\GothicCapitalL</code>	<code>\goL</code>	L	L	<code>\GothicL</code>	<code>\gol</code>	l	l
<code>\GothicCapitalM</code>	<code>\goM</code>	M	M	<code>\GothicM</code>	<code>\gom</code>	m	m
<code>\GothicCapitalN</code>	<code>\goN</code>	N	N	<code>\GothicN</code>	<code>\gon</code>	n	n
<code>\GothicCapitalO</code>	<code>\goO</code>	O	O	<code>\GothicO</code>	<code>\goo</code>	o	o
<code>\GothicCapitalP</code>	<code>\goP</code>	P	P	<code>\GothicP</code>	<code>\gop</code>	p	p
<code>\GothicCapitalQ</code>	<code>\goQ</code>	Q	Q	<code>\GothicQ</code>	<code>\goq</code>	q	q
<code>\GothicCapitalR</code>	<code>\goR</code>	R	R	<code>\GothicR</code>	<code>\gor</code>	r	r
<code>\GothicCapitalS</code>	<code>\goS</code>	S	S	<code>\GothicS</code>	<code>\gos</code>	s	s
<code>\GothicCapitalT</code>	<code>\goT</code>	T	T	<code>\GothicT</code>	<code>\got</code>	t	t
<code>\GothicCapitalU</code>	<code>\goU</code>	U	U	<code>\GothicU</code>	<code>\gou</code>	u	u
<code>\GothicCapitalV</code>	<code>\goV</code>	V	V	<code>\GothicV</code>	<code>\gov</code>	v	v
<code>\GothicCapitalW</code>	<code>\goW</code>	W	W	<code>\GothicW</code>	<code>\gow</code>	w	w
<code>\GothicCapitalX</code>	<code>\goX</code>	X	X	<code>\GothicX</code>	<code>\gox</code>	x	x
<code>\GothicCapitalY</code>	<code>\goY</code>	Y	Y	<code>\GothicY</code>	<code>\goy</code>	y	y
<code>\GothicCapitalZ</code>	<code>\goZ</code>	Z	Z	<code>\GothicZ</code>	<code>\goz</code>	z	z

Table 5: Integral signs

TeX-Command			
<code>\int</code>	\int	$\int_a^b f(x) dx$ $\int_a^b f(x) dx$	$\int_a^b f(x) dx$ $\int_a^b f(x) dx$
<code>\oint</code>	\oint	$\oint_C f(\zeta) d\zeta$ $\oint_C f(\zeta) d\zeta$	$\oint_C f(\zeta) d\zeta$ $\oint_C f(\zeta) d\zeta$
<code>\iint</code>	\iint	$\iint_{\Gamma} f(u, v) du dv$ $\iint_{\Gamma} f(u, v) du dv$	$\iint_{\Gamma} f(u, v) du dv$ $\iint_{\Gamma} f(u, v) du dv$
<code>\ointclockwise</code>	\oint	$\oint_{\Gamma} f(z) dz$ $\oint_{\Gamma} f(z) dz$	$\oint_{\Gamma} f(z) dz$ $\oint_{\Gamma} f(z) dz$
<code>\cnclockwise</code>	\oint	$\oint_{\Gamma} f(z) dz$ $\oint_{\Gamma} f(z) dz$	$\oint_{\Gamma} f(z) dz$ $\oint_{\Gamma} f(z) dz$
<code>\sqint</code>	\int	$\int_{\Gamma} f(z) dz$ $\int_{\Gamma} f(z) dz$	$\int_{\Gamma} f(z) dz$ $\int_{\Gamma} f(z) dz$
<code>\fint</code>	\int	$\int_{-\infty}^{\infty} \frac{f(x)}{x} dx$ $\int_{-\infty}^{\infty} \frac{f(x)}{x} dx$	$\int_{-\infty}^{\infty} \frac{f(x)}{x} dx$ $\int_{-\infty}^{\infty} \frac{f(x)}{x} dx$

Table 6: Additional and changed arrows 1

<code>\HookLeftArrow</code>	\hookrightarrow	$a \hookrightarrow b$
<code>\HookRightArrow</code>	\hookleftarrow	$a \hookleftarrow b$
<code>\MapsTo</code>	\mapsto	$a \mapsto b$
<code>\MapsFrom</code>	\mapsto	$a \mapsto b$
<code>\MapsUp</code>	\Uparrow	$\Uparrow \Uparrow \Uparrow \Uparrow$
<code>\MapsDown</code>	\Downarrow	$\Downarrow \Downarrow \Downarrow \Downarrow$
<code>\ShortUpArrow</code>	\uparrow	$a \uparrow b$
<code>\ShortDownArrow</code>	\downarrow	$a \downarrow b$
<code>\ShortRightArrow</code>	\rightarrow	$a \rightarrow b$
<code>\ShortLeftArrow</code>	\leftarrow	$a \leftarrow b$
<code>\LongLeftArrow</code>	\longleftarrow	$a \longleftarrow b$
<code>\longleftarrow</code>	\longleftarrow	$a \longleftarrow b$
<code>\LongRightArrow</code>	\longrightarrow	$a \longrightarrow b$
<code>\longrightarrow</code>	\longrightarrow	$a \longrightarrow b$
<code>\LongLeftRightArrow</code>	\longleftrightarrow	$a \longleftrightarrow b$
<code>\longleftarrowrightarrow</code>	\longleftrightarrow	$a \longleftrightarrow b$
<code>\DbgLongLeftArrow</code>	\Leftrightarrow	$a \Leftrightarrow b$
<code>\Longleftarrow</code>	\Leftrightarrow	$a \Leftrightarrow b$
<code>\DbgLongRightArrow</code>	\Rightarrow	$a \Rightarrow b$
<code>\Longrightarrow</code>	\Rightarrow	$a \Rightarrow b$
<code>\DbgLongLeftRightArrow</code>	\Leftrightarrow	$a \Leftrightarrow b$
<code>\Longleftarrowrightarrow</code>	\Leftrightarrow	$a \Leftrightarrow b$

Table 7: Additional and changed arrows 2

<code>\RightVectorBar</code>	\rightarrow	$a \rightarrow b$
<code>\LeftVectorBar</code>	\leftarrow	$a \leftarrow b$
<code>\DownRightVectorBar</code>	\searrow	$a \searrow b$
<code>\DownLeftVectorBar</code>	\swarrow	$a \swarrow b$
<code>\RightTeeVector</code>	\vdash	$a \vdash b$
<code>\LeftTeeVector</code>	\dashv	$a \dashv b$
<code>\DownRightTeeVector</code>	\vdash	$a \vdash b$
<code>\DownLeftTeeVector</code>	\dashv	$a \dashv b$
<code>\RightArrowBar</code>	\rightarrow	$a \rightarrow b$
<code>\LeftArrowBar</code>	\leftarrow	$a \leftarrow b$
<code>\leftrightharpoonup</code>	\curvearrowright	$a \curvearrowright b$
<code>\leftrightharpoondown</code>	\curvearrowleft	$a \curvearrowleft b$
<code>\equilibrium</code>	\rightleftharpoons	$a \rightleftharpoons b$
<code>\revequilibrium</code>	\rightleftharpoons	$a \rightleftharpoons b$
<code>\Equilibrium</code>	\rightleftharpoons	$a \rightleftharpoons b$
<code>\RevEquilibrium</code>	\rightleftharpoons	$a \rightleftharpoons b$
<code>\upharpoonleftup</code>	\Uparrow	$a \Uparrow b$
<code>\upharpoonleftdown</code>	\Downarrow	$a \Downarrow b$
<code>\upharpoonrightup</code>	\Uparrow	$a \Uparrow b$
<code>\upharpoonrightdown</code>	\Downarrow	$a \Downarrow b$
<code>\leftupdownharpoon</code>	\Updownarrow	$a \Updownarrow b$
<code>\rightupdownharpoon</code>	\Updownarrow	$a \Updownarrow b$
<code>\UpArrowBar</code>	\Uparrow	$a \Uparrow b$
<code>\DownArrowBar</code>	\Downarrow	$a \Downarrow b$

Table 8: Additional and changed arrows 3

<code>\LeftUpTeeVector</code>	\lceil	
<code>\RightUpTeeVector</code>	\rceil	
<code>\LeftDownTeeVector</code>	\rfloor	
<code>\RightDownTeeVector</code>	\rfloor	
<code>\LeftUpVectorBar</code>	\Uparrow	
<code>\RightUpVectorBar</code>	\Uparrow	
<code>\LeftDownVectorBar</code>	\Downarrow	
<code>\RightDownVectorBar</code>	\Downarrow	
<code>\upequilibrium</code>	\rightleftharpoons	
<code>\uprewequilibrium</code>	\rightleftharpoons	
<code>\rightleftarrow</code>	\rightleftarrows	$a \rightleftarrows b$
<code>\leftrightarrow</code>	\leftrightarrows	$a \leftrightarrows b$
<code>\uparrowdownarrow</code>	\Updownarrow	
<code>\downarrowuparrow</code>	\Updownarrow	

Table 9: Extensible Horizontal Arrows. All arrows have a length argument.

TeXcommand	Symbol	Example
<code>\RightArrowFill[length]</code>	\longrightarrow	$a \longrightarrow b$
<code>\LeftArrowFill[length]</code>	\longleftarrow	$a \longleftarrow b$
<code>\LRArrowFill[length]</code>	\longleftrightarrow	$a \longleftrightarrow b$
<code>\DblRightArrowFill[length]</code>	\Longrightarrow	$a \Longrightarrow b$
<code>\DblLeftArrowFill[length]</code>	\Longleftarrow	$a \Longleftarrow b$
<code>\DblLRArrowFill[length]</code>	\Longleftrightarrow	$a \Longleftrightarrow b$
<code>\RightHarpoonUpFill[length]</code>	\rightarrowtail	$a \rightarrowtail b$
<code>\LeftHarpoonUpFill[length]</code>	\leftarrowtail	$a \leftarrowtail b$
<code>\RightHarpoonDownFill[length]</code>	\rightharpoonup	$a \rightharpoonup b$
<code>\LeftHarpoonDownFill[length]</code>	\leftharpoonup	$a \leftharpoonup b$
<code>\LRHarpoonUpFill[length]</code>	\longleftrightarrowtail	$a \longleftrightarrowtail b$
<code>\LRHarpoonDownFill[length]</code>	\Lrightharpoonup	$a \Lrightharpoonup b$
<code>\EquilibriumFill[length]</code>	\rightleftharpoons	$a \rightleftharpoons b$
<code>\RevEquilibriumFill[length]</code>	\rightleftharpoons	$a \rightleftharpoons b$
<code>\RightLeftArrowFill[length]</code>	\rightleftarrows	$a \rightleftarrows b$
<code>\LeftRightArrowFill[length]</code>	\leftrightarrows	$a \leftrightarrows b$

Table 10: Mathematica specials

<code>\Rule</code>	\rightarrow	$a \rightarrow b$
<code>\RuleDelayed</code>	\rightarrow	$a \rightarrow b$
<code>\SetDelayed</code>	$:=$	$a := b$
<code>\Equal</code>	$==$	$a == b$
<code>\Same</code>	$===$	$a === b$
Double brackets		
<code>\lpart</code>	\llbracket	$\llbracket \llbracket \llbracket \llbracket$
<code>\rpart</code>	\rrbracket	$\rrbracket \rrbracket \rrbracket \rrbracket$
<code>\llbracket</code>	\llbracket	$\llbracket \llbracket \llbracket \llbracket$
<code>\rrbracket</code>	\rrbracket	$\rrbracket \rrbracket \rrbracket \rrbracket$

Table 11: Dot's as time derivative

<code>\Dot</code>	$\dot{a}(t)$	$\dot{\mathbf{a}}(t)$
<code>\DDot</code>	$\ddot{a}(t)$	$\ddot{\mathbf{a}}(t)$
<code>\DDDot</code>	$\dddot{a}(t)$	$\dddot{\mathbf{a}}(t)$
<code>\vec</code>	\vec{A}	$\vec{\mathbf{A}}$
<code>\lrvec</code>	$\vec{\vec{A}}$	$\vec{\vec{\mathbf{A}}}$
<code>\lvec</code>	\overleftarrow{A}	$\overleftarrow{\mathbf{A}}$
<code>\Vec</code>	\overrightarrow{A}	$\overrightarrow{\mathbf{A}}$
<code>\LRVec</code>	\overleftrightarrow{A}	$\overleftrightarrow{\mathbf{A}}$
<code>\LVec</code>	$\overleftarrow{\vec{A}}$	$\overleftarrow{\vec{\mathbf{A}}}$

Table 12: Over- and underbraces, brackets ...

<code>\overparen{argument}</code>	$\overbrace{a+b}$	$\overbrace{a+b+c}$	$\overbrace{a+b+x+y}$
<code>\underparen{argument}</code>	$\underbrace{a+b}$	$\underbrace{a+b+c}$	$\underbrace{a+b+x+y}$
<code>\overbracket{argument}</code>	$\overbrace{a+b}^{\rule{0.5em}{0.4pt}}$	$\overbrace{a+b+c}^{\rule{0.5em}{0.4pt}}$	$\overbrace{a+b+x+y}^{\rule{0.5em}{0.4pt}}$
<code>\underbracket{argument}</code>	$\underbrace{a+b}_{\rule{0.5em}{0.4pt}}$	$\underbrace{a+b+c}_{\rule{0.5em}{0.4pt}}$	$\underbrace{a+b+x+y}_{\rule{0.5em}{0.4pt}}$
<code>\OverBracket{argument}</code>	$\overbrace{a+b}^{\rule{0.5em}{0.4pt}}$	$\overbrace{a+b+c}^{\rule{0.5em}{0.4pt}}$	$\overbrace{a+b+x+y}^{\rule{0.5em}{0.4pt}}$
<code>\UnderBracket{argument}</code>	$\underbrace{a+b}_{\rule{0.5em}{0.4pt}}$	$\underbrace{a+b+c}_{\rule{0.5em}{0.4pt}}$	$\underbrace{a+b+x+y}_{\rule{0.5em}{0.4pt}}$
<code>\overbrace{argument}</code>	$\overbrace{a+b}$	$\overbrace{a+b+c}$	$\overbrace{a+b+x+y}$
<code>\underbrace{argument}</code>	$\underbrace{a+b}$	$\underbrace{a+b+c}$	$\underbrace{a+b+x+y}$
<code>\overleftarrow{argument}</code>	$\overleftarrow{a+b}$	$\overleftarrow{a+b+c}$	$\overleftarrow{a+b+x+y}$
<code>\overrightarrow{argument}</code>	$\overrightarrow{a+b}$	$\overrightarrow{a+b+c}$	$\overrightarrow{a+b+x+y}$
<code>\overleftharpoonup{argument}</code>	$\overleftharpoonup{a+b}$	$\overleftharpoonup{a+b+c}$	$\overleftharpoonup{a+b+x+y}$
<code>\overrightarrow{argument}</code>	$\overrightarrow{a+b}$	$\overrightarrow{a+b+c}$	$\overrightarrow{a+b+x+y}$
<code>\overlrharpoonup{argument}</code>	$\overlrharpoonup{a+b}$	$\overlrharpoonup{a+b+c}$	$\overlrharpoonup{a+b+x+y}$

Table 13: Relations and negated binary relations 1

<code>\therefore</code>	$a \therefore b$
<code>\because</code>	$a \because b$
<code>\Proportion</code>	$a :: b$
<code>\neq</code>	$a \neq b$
<code>\dotequal</code>	$a \doteq b$
<code>\nasympt</code>	$a \asymp b$
<code>\nequiv</code>	$a \neq b$
<code>\nsupseteq</code>	$a \not\supseteq b$
<code>\nsubseteq</code>	$a \not\subseteq b$
<code>\nsgsupseteq</code>	$a \not\supseteq b$
<code>\nsgsubseteq</code>	$a \not\subseteq b$
<code>\nleq</code>	$a \nless b$
<code>\ngeq</code>	$a \ngtr b$
<code>\npreceq</code>	$a \nprec b$
<code>\nsucceq</code>	$a \nsucc b$
<code>\nsim</code>	$a \nsim b$
<code>\cong</code>	$a \cong b$
<code>\ncong</code>	$a \ncong b$
<code>\napprox</code>	$a \napprox b$
<code>\nsubset</code>	$a \not\subset b$
<code>\nsupset</code>	$a \not\supset b$
<code>\nll</code>	$a \ll b$
<code>\ngg</code>	$a \gg b$
<code>\nprec</code>	$a \nprec b$
<code>\nsucc</code>	$a \nsucc b$
<code>\nin</code>	$a \notin b$
<code>\nni</code>	$a \ni b$
<code>\nless</code>	$a \nless b$
<code>\ngtr</code>	$a \ngtr b$
<code>\bumpeq</code>	$a \bumpeq b$
<code>\Bumpeq</code>	$a \Bumpeq b$
<code>\nbumpeq</code>	$a \neq b$
<code>\nBumpeq</code>	$a \neq b$

Table 14: Relations and negated binary relations 2

<code>\unlhd</code>	$a \leq b$
<code>\unrhd</code>	$a \geq b$
<code>\nunlhd</code>	$a \not\leq b$
<code>\nunrhd</code>	$a \not\geq b$
<code>\backepsilon</code>	$a \ni b$
<code>\TildeEqual</code>	$a \simeq b$
<code>\NotTildeEqual</code>	$a \not\simeq b$
<code>\NestedLessLess</code>	$a \ll b$
<code>\NotNestedLessLess</code>	$a \nll b$
<code>\NestedGreaterGreater</code>	$a \gg b$
<code>\NotNestedGreaterGreater</code>	$a \ngg b$
<code>\GreaterLess</code>	$a \lesseqgtr b$
<code>\NotGreaterLess</code>	$a \not\lesseqgtr b$
<code>\GreaterTilde</code>	$a \gtrsim b$
<code>\LessTilde</code>	$a \lesssim b$
<code>\NotGreaterTilde</code>	$a \not\gtrsim b$
<code>\NotLessTilde</code>	$a \not\lesssim b$
<code>\PrecedesSlantEqual</code>	$a \preceq b$
<code>\SucceedsSlantEqual</code>	$a \succeq b$
<code>\NotPrecedesSlantEqual</code>	$a \not\preceq b$
<code>\NotSucceedsSlantEqual</code>	$a \not\succeq b$
<code>\PrecedesTilde</code>	$a \precsim b$
<code>\SucceedsTilde</code>	$a \succsim b$
<code>\NotPrecedesTilde</code>	$a \not\precsim b$
<code>\NotSucceedsTilde</code>	$a \not\succsim b$
<code>\RightTriangle</code>	$a \triangleright b$
<code>\LeftTriangle</code>	$a \triangleleft b$
<code>\NotRightTriangle</code>	$a \not\triangleright b$
<code>\NotLeftTriangle</code>	$a \not\triangleleft b$
<code>\RightTriangleBar</code>	$a \triangleright\!\!\!\triangleright b$
<code>\LeftTriangleBar</code>	$a \triangleleft\!\!\!\triangleleft b$
<code>\NotRightTriangleBar</code>	$a \not\triangleright\!\!\!\triangleright b$
<code>\NotLeftTriangleBar</code>	$a \not\triangleleft\!\!\!\triangleleft b$

Table 15: Angle

Name	Alias	normal	bold
<code>\Angle</code>	<code>\angle</code>	\angle	\angle
<code>\rightangle</code>	<code>\RightAngle</code>	\llcorner	\llcorner
<code>\measuredangle</code>	<code>\MeasuredAngle</code>	\sphericalangle	\sphericalangle
<code>\sphericalangle</code>	<code>\SphericalAngle</code>	\sphericalangle	\sphericalangle

Table 16: Text symbols, the text symbols are all defined with a closing `\xspace`.

































<code>\MathLogo</code>	<i>MATHEMATICA®</i>	<code>\MathIcon</code>	
<code>\KernelIcon</code>		<code>\Wolf</code>	
<code>\WatchIcon</code>		<code>\LightBulb</code>	
<code>\HappySmiley</code>		<code>\NeutralSmiley</code>	
<code>\SadSmiley</code>		<code>\FreakedSmiley</code>	
<code>\WarningSign</code>		<code>\AliasDelimiter</code>	
<code>\CommandKey</code>		<code>\ControlKey</code>	
<code>\AltKey</code>		<code>\ModeOneKey</code>	
<code>\ModeTwoKey</code>		<code>\CloverLeaf</code>	
<code>\ReturnIndicator</code>		<code>\DottedSquare</code>	
<code>\LeftModified</code>		<code>\RightModified</code>	
<code>\EscapeKey</code>		<code>\ReturnKey</code>	
<code>\ShiftKey</code>		<code>\SpaceKey</code>	
<code>\BackspaceKey</code>		<code>\HomeKey</code>	
<code>\PageUpKey</code>		<code>\PageDownKey</code>	
<code>\EndKey</code>		<code>\TabKey</code>	
<code>\DownQuestion</code>			

Table 17: Symbols that exists in math and in text mode.

<code>\SpaceIndicator</code>	\sim	\sim
<code>\RoundSpaceIndicator</code>	\sim	\sim
<code>\Continuation</code>	\cdot	\cdot
<code>\ErrorIndicator</code>	\boxtimes	\boxtimes
<code>\UnknownGlyph</code>	\blacksquare	\blacksquare
<code>\SelectionPlaceholder</code>	\blacksquare	\blacksquare
<code>\Placeholder</code>	\square	\square
<code>\SixPointedStar</code>	\star	\star
<code>\Rectangle</code>	\blacksquare	\blacksquare
<code>\GrayRectangle</code>	\blacksquare	\blacksquare
<code>\EmptyRectangle</code>	\square	\square
<code>\Square</code>	\blacksquare	\blacksquare
<code>\GraySquare</code>	\blacksquare	\blacksquare
<code>\EmptySquare</code>	\square	\square
<code>\Circle</code>	\bullet	\bullet
<code>\GrayCircle</code>	\bullet	\bullet
<code>\EmptyCircle</code>	\circ	\circ
<code>\Ellipsis</code>	\dots	\dots
<code>\CenterEllipsis</code>	\dots	\dots
<code>\VerticalEllipsis</code>	\vdots	\vdots
<code>\AscendingEllipsis</code>	\cdot	\cdot
<code>\DescendingEllipsis</code>	\cdot	\cdot

B Bug Reports

I have still some free positions in the virtual fonts. All users are asked to contribute requests for symbols from the PostScript fonts that are missed in the $\text{T}_{\text{E}}\text{X}$ fonts.

The virtual fonts (spacing, italic correction, placement of super- and subscripts, ...) as well as the style file `mmasym.sty` may still have some errors. Please report this errors via e-mail to:

`kuska@osf1.mpae.gwdg.de`

Please start the subject with the string `MMA Font Bug` and attach a $\text{\LaTeX} 2_{\epsilon}$ file that shows the error. I will try to fix the errors as soon as possible.

C Copyright

The copyright of the Type 1 PostScript fonts and the afm-files belongs to Wolfram Research Inc. The copyright of all files in the “*MATHEMATICA*® Virtual Font Package” belongs to Jens-Peer Kuska.

The files may be freely copied, distributed and used, provided that no changes whatsoever are made. All users are asked to help keep the virtual font files and the style consistent and “uncorrupted,” identical everywhere in the world. Changes are permissible only if the modified file is given a new name, different from the names of existing files, and only if the modified file is clearly identified as not being part of the “*MATHEMATICA*® Virtual Font Package”.

The author has tried his best to produce correct and useful macros and fonts, in order to help promote computer science research and *MATHEMATICA*®, but no warranty of any kind should be assumed.